


MHTi-EM-EXT

The inspextor platform is a **PoE Lighting Management System** that enables building automation and data collection. It utilizes Power over Ethernet (PoE) technology for safe and efficient low voltage operation. The **MHTi-EM-EXT** is a compact emergency lighting control device designed for integration between **emergency (EM) line voltage fixtures** and **the 0-10V dimming control output of MHT's inspextor Nodes**. In the event of a power loss from the PoE switch, the EM-EXT ensures continuous operation of connected EM fixtures, maintaining critical illumination during emergencies.


ELECTRICAL SPECIFICATIONS

Operating Voltage	24Vdc
Output Voltage	24Vdc
Output current	500 mA
0-10V	0-10V dimming control for line voltage fixtures

Top view



Bottom view



PRODUCT FEATURES

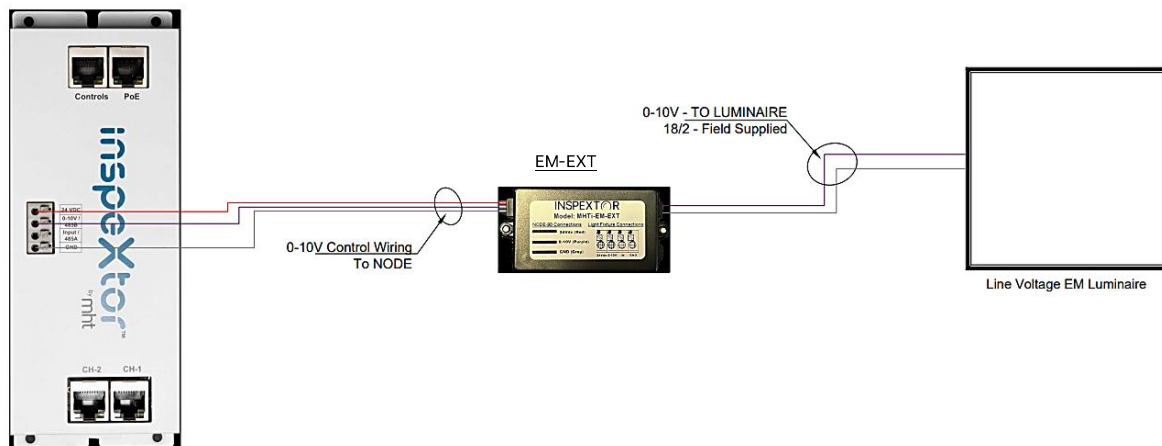
- **Adjustable DIP switches** to customize the 0-10V impedance, ensuring smooth and precise dimming control across a full 0-100% range for line voltage fixtures.
- **Provides full 100% light output** to line voltage emergency fixtures via the 0-10V control line in the event of a PoE power outage, ensuring reliable emergency lighting.
- **Controls up to eight (8) line voltage fixtures** from a single EM-EXT, utilizing the 0-10V dimming output of MHT's Inspector Nodes for seamless integration.
- **Supports up to 100 ft of cable per fixture** using 18-2 cable, allowing flexible installation either with individual homeruns to the Node or daisy-chaining between fixtures.

Applications

- Line voltage 0-10V fixtures with dimming control from MHT's Inspector Nodes for AC emergency lighting applications.

Wiring

- Connect the **EM-EXT gray wire** to the **GND terminal** on the spring cage connector of MHT's inspector Node (**MHTi-NODE-90** or **MHTi-SUPERNODE**).
- Connect the **EM-EXT purple wire** to the **0-10V terminal** on the spring cage connector of the inspector Node.
- Connect the **EM-EXT red wire** to the **24VDC terminal** on the spring cage connector of the inspector Node.
- Connect the **line voltage fixture's gray wire** to the **GND terminal** on the spring cage connector of the EM-EXT device.
- Connect the **line voltage fixture's purple (0-10V) wire** to the **0-10V terminal** on the spring cage connector of the EM-EXT device.



Innovation Lab:
241 W. 37th St., Suite 1202, New York City, NY 10018

HQ & Warehouse:
1961 Richmond Ter, Staten Island, NY 10302

Tel: 718 524 4370


www.mht-technologies.com



MHT Technologies, reserves the right to make any design changes for continuous improvement which will not affect the overall appearance or performance.

Deployment and DIP Switches settings

- After completing all wiring connections, use the **MHT Inspector Node** to test dimming levels across the full range—from **0% to 100%**.
- If the connected **0–10V line voltage fixture** has a built-in minimum dim level (e.g., 0%, 10%, etc.), verify that it responds correctly:
 - The fixture should dim to its minimum level when the Node is set to **0%**.
 - The fixture should reach **100% output** when the Node is set to **100%**.
- If the fixture does **not** reach its minimum dim level at 0%, turn the DIP switches on the **EM-EXT**:
 - Turn on one DIP switch one at a time until the fixture reaches its proper minimum dim level.



RODUCT DIMENSIONS

The product has a plastic ABS enclosure.

Dimensions Overall	65mm (2.56in) L x 38mm (1.5in) W x 22mm (0.87in) H
--------------------	--

NODE ENVIRONMENTAL REQUIREMENTS

The product should be used for indoor applications. Liquids and dust can ingress through small gaps around connections. Avoid installation locations that can become wet or are particularly dusty.

Operating Temperature	-20C to 50C
Operating Environment	For dry locations
Operating Humidity	10% to 80% RH non-condensing
Storage Temperature	-20C to 70C
Storage Humidity	5% to 95% RH non-condensing



Innovation Lab:
241 W. 37th St., Suite 1202, New York City, NY 10018

HQ & Warehouse:
1961 Richmond Ter, Staten Island, NY 10302

Tel: 718 524 4370

www.mht-technologies.com



MHT Technologies, reserves the right to make any design changes for continuous improvement which will not affect the overall appearance or performance.