

# MHT LIGHTING

PoE FIXTURE

LINE VOLTAGE FIXTURE



## VOLS Series

LED SINGLE LENS VOLUMETRIC Series

### FEATURES

- PoE Enabled that works with Inspextor
- 0-10V Line Voltage Available
- Multiple mounting options

### GENERAL INFORMATION

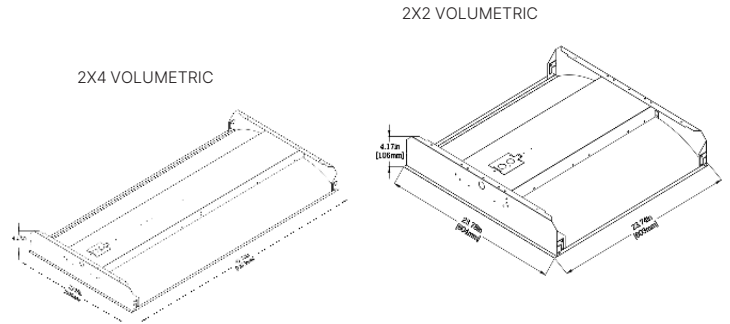
Applications	Corporate Campuses, Data Centers, Education, Retail, and Healthcare Facilities
Warranty	5-year Limited Warranty
Construction	Slim and Lightweight Steel Housing, With a Highly Reflective White Finish. Lens: White Polycarbonate
Certifications	  

### PRODUCT DATA

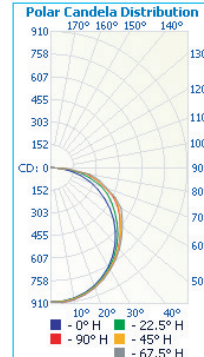
Electrical	Integrated PoE Low Voltage Driver Node or 0-10V LED Driver
Mounting	Standard Grid Mount. Optional Ceiling Surface Mount Kit.
Lumens	3,000 - 5,200 Lumens
Max Input Power	PoE: 28W/48W Line Voltage: 40W/50W
CRI	> 80
CCT	3000K/3500K/4000K/5000K Tunable (2700K to 5700K)
L70 Lifetime	> 50,000 Hours
Rated Lifespan	> 100,000 Hours
Dimensions	2x2: 23.75" x 23.75" x 4" 2x4: 23.75" x 47.75" x 4"



### DIMENSIONS



### PHOTOMETRICS



Illuminance at a Distance		
Center Beam fc	Beam Width	
1.5ft	398 ft	4.6 ft
3.0ft	99.4 ft	9.2 ft
4.5ft	44.2 ft	13.7 ft
6.0ft	24.9 ft	18.3 ft
7.5ft	15.9 ft	22.9 ft
9.0ft	11.0 ft	27.5 ft

■ Vert. Spread: 113.6°  
■ Horiz. Spread: 131.1°

### FIXTURE PERFORMANCE

Model	Max Wattage	Lumens/Watt
VOLS-2x2-28/40W	28/40W	125 lm/W
VOLS-2x4-48/50W	48/50W	125 lm/W

ORDERING INFO: Sample Code - MHTI-VOLS-SC-2X2-28E-35K-RM

 MHT Technologies

Series	Size & Wattage	Color Temperatures	Mountings	Options
MHT-VOLS				
PoE: MHTI-VOLS-SC LV: MHTL-VOLS	2x2-28W/36W/40W (PoE/LV/LV) 2x4-48W/40W/50W (PoE/LV/LV)	3K - 3000K 35K - 3500K 4K - 4000K 5K - 5000K AT - Tunable 2700K to 5700K	SM - Ceiling Surface Mount RM - Recessed Grid Mount	(Blank) - Standard in White